

Spectralink IP-DECT Server 6500 and Spectralink DECT Server
2500/8000

Safety and Handling Information

Copyright Notice

© 2017 Spectralink Corporation All rights reserved. Spectralink™, the Spectralink logo and the names and marks associated with Spectralink's products are trademarks and/or service marks of Spectralink Corporation and are common law marks in the United States and various other countries. All other trademarks are property of their respective owners. No portion hereof may be reproduced or transmitted in any form or by any means, for any purpose other than the recipient's personal use, without the express written permission of Spectralink.

All rights reserved under the International and pan-American Copyright Conventions. No part of this manual, or the software described herein, may be reproduced or transmitted in any form or by any means, or translated into another language or format, in whole or in part, without the express written permission of Spectralink Corporation.

Do not remove (or allow any third party to remove) any product identification, copyright or other notices.

Notice

Spectralink Corporation has prepared this document for use by Spectralink personnel and customers. The drawings and specifications contained herein are the property of Spectralink and shall be neither reproduced in whole or in part without the prior written approval of Spectralink, nor be implied to grant any license to make, use, or sell equipment manufactured in accordance herewith.

Spectralink reserves the right to make changes in specifications and other information contained in this document without prior notice, and the reader should in all cases consult Spectralink to determine whether any such changes have been made.

NO REPRESENTATION OR OTHER AFFIRMATION OF FACT CONTAINED IN THIS DOCUMENT INCLUDING BUT NOT LIMITED TO STATEMENTS REGARDING CAPACITY, RESPONSE-TIME PERFORMANCE, SUITABILITY FOR USE, OR PERFORMANCE OF PRODUCTS DESCRIBED HEREIN SHALL BE DEEMED TO BE A WARRANTY BY SPECTRALINK FOR ANY PURPOSE, OR GIVE RISE TO ANY LIABILITY OF SPECTRALINK WHATSOEVER.

Warranty

The Product Warranty and Software License and Warranty and other support documents are available at <http://support.spectralink.com/>.

Contact Information

US Location
+ 1 800-775-5330

Spectralink Corporation
2560 55th Street
Boulder, CO 80301
USA

info@spectralink.com

UK Location
+44 (0) 20 3769 9800

Spectralink Europe UK
329 Bracknell, Doncastle Road
Bracknell, Berkshire, RG12 8PE
United Kingdom

infoemea@spectralink.com

Denmark Location
+45 75602850

Spectralink Europe ApS
Bygholm Søpark 21 E Stuen
8700 Horsens
Denmark

infoemea@spectralink.com

Contents

About This Guide	4
Model Numbers Covered by this Guide	4
<i>Spectralink IP-DECT Server 6500:</i>	4
<i>Spectralink DECT Server 2500/8000:</i>	4
Spectralink References	4
<i>To Go to a Specific Product Page</i>	5
Safety Information	6
Product Compatibility	6
Explosive Device Proximity Warning	8
Warning	9
Warning - Qualified Personnel	9
Important Safety Instructions	10
Intrinsic safety	10
Exposure to sunlight, heat and moisture	10
Spare parts and accessories	11

About This Guide

This guide explains how to use your device safely.

Model Numbers Covered by this Guide

Spectralink IP-DECT Server 6500:

K006



Note:

Spectralink IP-DECT Server 400 contains radio parts and therefore not covered by this guide. For more information, see Safety and Handling Information Guide for the Base Station and Server 400.

Spectralink DECT Server 2500/8000:


K016

K017

Spectralink References

All Spectralink documents are available at <http://support.spectralink.com/products>.

Regulatory information is available online at <http://support.spectralink.com/products>.

spectralink 


PRODUCT RESOURCES RMA's

View Edit Track Access control

Welcome to Spectralink Support

Please take a few minutes to complete a customer satisfaction [survey](#) and help us improve your experience with Spectralink!

Find resources for your product, or log in for more support options.

For technical support on all Spectralink Products, please contact Spectralink Technical Support by calling 800-775-5330 . To find your regional contacts for Spectralink Support click [here](#).

4295434 reads

PRODUCT RESOURCES

Search for product documents and downloads

Product Category:

Product Type:

FIND

Find all product resources

- ▶ [Community Forum](#)
- ▶ [License Key Generator](#)
- ▶ [All Documents & Downloads](#)
- ▶ [Feature Requests](#)
- ▶ [FAQs](#)
- ▶ [Service Policies](#)
- ▶ [Declarations of Conformity](#)
- ▶ [Contact Support](#)

To Go to a Specific Product Page

1. Under **Product Resources**, select the **Product Category** and **Product Type** from the lists, and then click **Find**.
2. Under **Documents & Downloads**, click the relevant product from the list.
3. All resources for that particular product are displayed by default under the **All** tab.
Documents, downloads and other resources are sorted by the date they were created so the most recently created resource is at the top of the list.
You can further sort the list by the tabs across the top of the list to find exactly what you are looking for.
4. Click the title to open the link.

Safety Information

Product Compatibility

If you have any questions about product compatibility, contact your system administrator.

You can use the Spectralink IP-DECT Server 6500 and Spectralink DECT Server 2500/8000 with other Spectralink products as identified by the type approval model ID and/or part number located on the label of the product.

Spectralink Server

Spectralink IP-DECT Server 6500	K006
Spectralink DECT Server 2500	K017
Spectralink DECT Server 8000	K016
Power Supply, 19.0V (only Server 2500)	8476 9905
Power Supply, 19.0V (only Server 8000)	8476 9902
Cable for Power Supply: AU version	8468 7011
Cable for Power Supply: DK version	8468 7012
Cable for Power Supply: EU version	8468 7013
Cable for Power Supply: UK version	8468 7014

Spectralink Base Station

Spectralink IP-DECT Base Station 1G8	K005
Spectralink IP-DECT Base Station 1G9	K005
Spectralink Digital DECT Base Station 4 channels	K007
Spectralink Digital DECT Base Station 8 channels	K007

Spectralink DECT Repeater

Spectralink DECT Repeater 1G8, 2 channels, with external antenna	K018B (0244 0000)
Spectralink DECT Repeater 1G9, 2 channels, with external antenna	K018B (0244 1000)


Spectralink DECT Repeater

Spectralink DECT Repeater 1G8, 2 channels, without external antenna	K018(0244 1100)
Spectralink DECT Repeater 1G9, 2 channels, without external antenna	K018(0244 1200)
Spectralink DECT Repeater 1G8, 4 channels, with external antenna	K018 (0244 1600)
Spectralink DECT Repeater 1G9, 4 channels, with external antenna	K018 (0244 0200)
Spectralink DECT Repeater 1G8, 4 channels, without external antenna	K018C (0233 4601)
Repeater Programming Kit	02509210

Spectralink DECT Media Resource

Spectralink DECT Media Resource (only Server 6500)	K006
--	------

Explosive Device Proximity Warning

	<p>Warning:</p> <p>Do not operate your wireless network device near unshielded blasting caps or in an explosive environment unless the device has been modified to be especially qualified for such use.</p>
	<p>Waarschuwing</p> <p>Gebruik dit draadloos netwerkapparaat alleen in de buurt van onbeschermd ontstekers of in een omgeving met explosieven indien het apparaat speciaal is aangepast om aan de eisen voor een dergelijk gebruik te voldoen.</p>
	<p>Varoitus</p> <p>Älä käytä johdotonta verkkolaitetta suojaamattomien räjäytysnallien läheisyydessä tai räjäytysalueella, jos laitetta ei ole erityisesti muunnettu sopivaksi sellaiseen käyttöön.</p>
	<p>Attention</p> <p>Ne jamais utiliser un équipement de réseau sans fil à proximité d'un détonateur non blindé ou dans un lieu présentant des risques d'explosion, sauf si l'équipement a été modifié à cet effet.</p>
	<p>Warnung</p> <p>Benutzen Sie Ihr drahtloses Netzwerkgerät nicht in der Nähe ungeschützter Sprengkapseln oder anderer explosiver Stoffe, es sei denn, Ihr Gerät wurde eigens für diesen Gebrauch modifiziert und bestimmt.</p>
	<p>Avvertenza</p> <p>Non utilizzare la periferica di rete senza fili in prossimità di un detonatore non protetto o di esplosivi a meno che la periferica non sia stata modificata a tale proposito.</p>
	<p>Advarsel</p> <p>Ikke bruk den trådløse nettverksenheten nært inntil uisolerte fenghetter eller i et eksplosivt miljø med mindre enheten er modifisert slik at den tåler slik bruk.</p>
	<p>Aviso</p> <p>Não opere o dispositivo de rede sem fios perto de cápsulas explosivas não protegidas ou num ambiente explosivo, a não ser que o dispositivo tenha sido modificado para se qualificar especialmente para essa utilização.</p>
	<p>¡Advertencia!</p> <p>No utilizar un aparato de la red sin cable cerca de un detonador que no esté protegido ni tampoco en un entorno explosivo a menos que el aparato haya sido modificado con ese fin.</p>
	<p>Varning!</p> <p>Använd inte den trådlösa nätverksenheten i närheten av oskyddade tändhättar eller i en explosiv miljö om inte enheten modifierats för att kunna användas i sådana sammanhang.</p>

Warning

This is a class A product. In a domestic environment this product may cause radio interference in which case the user may be required to take adequate measures. The above warning is inserted for regulatory reasons. If any customer believes that they have an interference problem, either because their product seems to cause interference or suffers from interference, they should contact their distributor immediately. The distributor will assist with a remedy for any problems and, if necessary, will have full support from Spectralink.

Only qualified service personnel may install this equipment. The instructions in this manual are intended for use by qualified service personnel only.

The installation and service of this hardware is to be performed only by service personnel having appropriate training and experience necessary to be aware of hazards to which they are exposed in performing a task and of measures to minimize the danger to themselves or other persons.

Electrical shock hazards from the telecommunication network and AC mains are possible with this equipment. To minimize risk to service personnel and users, the system must be connected to an outlet with a third-wire Earth.

Service personnel must be alert to the possibility of high leakage currents becoming available on metal system surfaces during power line fault events near network lines. These leakage currents normally safely flow to Protective Earth via the power cord. Therefore, it is mandatory that connection to an earthed outlet is performed first and removed last when cabling to the unit. Specifically, operations requiring the unit to be powered down must have the network connections (exchange lines) removed first.

Warning - Qualified Personnel

- Only qualified service personnel may install this equipment. The instructions in this manual are intended for use by qualified service personnel only.
- The installation and service of this hardware is to be performed only by service personnel having appropriate training and experience necessary to be aware of hazards to which they are exposed in performing a task and of measures to minimize the danger to themselves or other persons.
- Electrical shock hazards from the telecommunication network and AC mains are possible with this equipment. To minimize risk to service personnel and users, the system must be connected to an outlet with a third-wire Earth.
- Service personnel must be alert to the possibility of high leakage currents becoming available on metal system surfaces during power line fault events near network lines. These leakage currents normally safely flow to Protective Earth via the power cord. Therefore, it is mandatory that connection to an earthed outlet is performed first and removed last when cabling to the unit. Specifically, operations requiring the unit to be powered down must have the network connections (exchange lines) removed first.

Important Safety Instructions

Before using your telephone equipment, you should always follow basic safety instruction to reduce the risk of fire, electrical shock and injury to persons, and damage to property.

- Read and understand all instructions.
- Follow all warnings and instructions including those marked on the product.
- Unplug this product before cleaning. Do not use liquid cleaners or aerosol cleaners. Use damp cloth for cleaning.
- Do not install the telephone equipment in the bathroom or near a wash bowl, kitchen sink, or laundry tub, in a wet basement, or near a swimming pool.
- Slots or openings in the equipment are provided for ventilation to protect it from overheating. These openings must not be blocked or covered.
- Do not overload wall outlets and extension cords as this can result in fire or electrical shock.
- Never push objects of any kind into this product through cabinet slots as they may touch dangerous voltage points or short out parts that could result in fire, electrical shock, or injury. Never spill liquid of any kind into this product.
- To reduce the risk of electrical shock or burns, do not disassemble this product. Opening or removing covers may expose you to dangerous voltages, dangerous electrical current, or other risks. Incorrect reassemble can cause electrical shock when the appliance is subsequently used. If the product need repair, consult your dealer.

WARNING

- Avoid using telephone during an electrical storm. There may be a risk of electrical shock from lightning.
- Do not use the telephone to report a gas leak in the vicinity of the leak.
- Do not place the unit near microwave ovens, radio equipment, or non-ground connected televisions. These appliances may cause electrical interference to the base station or handset.
- Installation must be performed in accordance with all relevant national wiring rules.
- Plug acts as Disconnect Device - The socket outlet to which this apparatus is connected must be installed near the equipment and must always be readily accessible.
- The system will not operate in the event of a blackout. Please keep a backup phone for emergencies.

Intrinsic safety

Do not install the device in conditions where there is a danger of electrically ignited explosions.

Exposure to sunlight, heat and moisture

Do not expose the device to direct sunlight for long periods. Keep away from excessive heat and moisture.

Spare parts and accessories

Use only approved spare parts and accessories. The operation of non- approved parts cannot be guaranteed and may even cause damage.