



Spectralink Versity 97 Series Smartphone

# Release Notes

## Spectralink Versity Software

Release 13.6.0.3174

## Copyright Notice

© 2018-2025 Spectralink Corporation. All rights reserved. Spectralink™, the Spectralink logo and the names and marks associated with Spectralink's products are trademarks and/or service marks of Spectralink Corporation and are common law marks in the United States and various other countries. All other trademarks are property of their respective owners. No portion hereof may be reproduced or transmitted in any form or by any means, for any purpose other than the recipient's personal use, without the express written permission of Spectralink.

All rights reserved under the International and Pan-American Copyright Conventions. No part of this manual, or the software described herein, may be reproduced or transmitted in any form or by any means, or translated into another language or format, in whole or in part, without the express written permission of Spectralink Corporation.

Do not remove (or allow any third party to remove) any product identification, copyright or other notices. Android is a trademark of Google LLC.

## Notice

Spectralink Corporation has prepared this document for use by Spectralink personnel and customers. The drawings and specifications contained herein are the property of Spectralink and shall be neither reproduced in whole or in part without the prior written approval of Spectralink, nor be implied to grant any license to make, use, or sell equipment manufactured in accordance herewith.

Spectralink reserves the right to make changes in specifications and other information contained in this document without prior notice, and the reader should in all cases consult Spectralink to determine whether any such changes have been made.

NO REPRESENTATION OR OTHER AFFIRMATION OF FACT CONTAINED IN THIS DOCUMENT INCLUDING BUT NOT LIMITED TO STATEMENTS REGARDING CAPACITY, RESPONSE-TIME PERFORMANCE, SUITABILITY FOR USE, OR PERFORMANCE OF PRODUCTS DESCRIBED HEREIN SHALL BE DEEMED TO BE A WARRANTY BY SPECTRALINK FOR ANY PURPOSE, OR GIVE RISE TO ANY LIABILITY OF SPECTRALINK WHATSOEVER.

## Warranty

The *Product Warranty and Software License and Warranty* and other support documents are available at <https://spectralink.my.site.com>.

## Contact Information

### US Location

+1 800-775-5330  
Spectralink Corporation  
305 S. Arthur Avenue  
Louisville, CO 80027  
USA  
[info@spectralink.com](mailto:info@spectralink.com)

### Denmark Location

+45 7560 2850  
Spectralink Europe ApS  
Bygholm Soepark 21 E Stuen  
8700 Horsens  
Denmark  
[infoemea@spectralink.com](mailto:infoemea@spectralink.com)

### UK Location

+44 1344 206591  
Spectralink Europe ApS—UK branch  
Suite B1, The Lightbox  
Bracknell, Berkshire, RG12 8FB  
United Kingdom  
[infoemea@spectralink.com](mailto:infoemea@spectralink.com)

# Contents

- Introduction to the Versity 97 Series ..... 6**
  - Smartphone Features ..... 6
  - Spectralink Apps Summary ..... 7
  - Finding the Current Spectralink Software Release Version ..... 8
    - Current OS and Current Apps bundle versions ..... 8
    - App version ..... 9
  - App Permissions .....10
  - App Dependencies.....12
  
- Chapter 1: Versity 97 Series Software R13.6.0.3174 ..... 13**
  - Enhancements .....13**
    - AMIE Agent* .....13
      - Use AMIE gateway communication ..... 13
      - Cloud communication enrollment ID ..... 13
      - AMIE Gateway URL ..... 13
    - Biz Phone* .....13
      - Emergency location ..... 13
      - Emergency HELD URL ..... 13
      - Emergency HELD company ID ..... 13
    - Device Settings* .....14
      - New vibration settings ..... 14
      - Wi-Fi Loss Alarm ..... 14
  - Fixed Issues & Minor Enhancements .....14**
  - Known Issues.....14**
  - Security Updates .....14**
  
- Chapter 2: Versity 97 Series Software R13.5.0.2937 ..... 15**
  - Enhancement .....15**
    - Device Settings* .....15
      - WPA3 provisioning ..... 15
  - Fixed Issues .....15**
  - Known Issues.....16**
  
- Chapter 3: Versity 97 Series Software R13.4.2.2975 ..... 17**
  - Security Updates .....17**
  
- Chapter 4: Versity 97 Series Software R13.4.1.2526 ..... 18**
  - Security Updates .....18**

## Chapter 5: Versity 97 Series Software R13.4.0.2427 ..... 19

<b>Enhancements</b> .....	<b>19</b>
<i>Barcode</i> .....	19
Advanced data formatting .....	19
<i>Biz Phone</i> .....	19
Video calls .....	19
<i>Device Settings</i> .....	20
Allow desktop mode .....	20
Desktop Apps .....	20
Forget Network .....	20
<i>PTT (Push-to-talk)</i> .....	20
<i>SAFE</i> .....	20
Use multiple numbers as per panic button press event .....	20
Secondary emergency dial number .....	20
<b>Fixed Issues &amp; Minor Enhancements</b> .....	<b>21</b>
<b>Known Issues</b> .....	<b>21</b>
<b>Security Updates</b> .....	<b>23</b>

## Chapter 6: Versity 97 Series Software R13.3.4.2303 ..... 24

<b>Security Updates</b> .....	<b>24</b>
-------------------------------	-----------

## Chapter 7: Versity 97 Series Software R13.3.0.1570 ..... 25

<b>Enhancements</b> .....	<b>25</b>
<i>General</i> .....	25
Call Mode .....	26
<i>AMIE Agent</i> .....	26
Use AMIE gateway communication .....	26
Cloud communication URI .....	26
Cloud communication enrollment ID .....	26
<i>Biz Phone</i> .....	26
Video calls .....	26
<i>Buttons</i> .....	27
Program buttons to answer and end calls .....	27
Program a button to control the flashlight .....	28
Program a button to send a DTMF sequence .....	29
<i>Device Settings</i> .....	30
Allow desktop mode (DEMO ONLY) .....	30
Connection preferences > Bluetooth Low Energy Tag .....	30
<i>Sys Updater</i> .....	30
Revert last upgrade .....	30
<b>Fixed Issues &amp; Minor Enhancements</b> .....	<b>31</b>
<b>Known Issues</b> .....	<b>32</b>
<b>Security Updates</b> .....	<b>33</b>

<b>Chapter 8: Versity 97 Series Software R13.2.0.1171 .....</b>	<b>34</b>
<b>Enhancements .....</b>	<b>34</b>
<i>Barcode</i> .....	34
Allow URL redirection to browser.....	34
<i>Device Settings</i> .....	35
New Quick settings tiles .....	35
Allow manage notifications settings button .....	35
Double-tap screen to wake .....	36
Default Notification Sound and Default Alarm Sound can now be set to <i>None</i> .....	36
Wi-Fi Profile.....	36
<i>SAM Client</i> .....	36
Error message for failed connection .....	36
<i>Sys Updater</i> .....	37
Apply update when charging.....	37
<b>Fixed Issues &amp; Minor Enhancements .....</b>	<b>37</b>
<b>Known Issues.....</b>	<b>38</b>
<b>Security Updates .....</b>	<b>38</b>
<b>Chapter 8: Versity 97 Series Software R13.1.0.758 .....</b>	<b>39</b>
<b>Known Issues.....</b>	<b>39</b>
<b>Appendix A: Spectralink References .....</b>	<b>41</b>
<i>Specific Documents</i> .....	41
<i>White Papers</i> .....	42
<b>Appendix B: Products Mentioned in this Document .....</b>	<b>43</b>

# Introduction to the Versity 97 Series

The Spectralink Versity 97 Series smartphone joins the Versity lineup as our first phone to run on Android 13.

Like our other Versity models, the Versity 97 Series is designed to function in today's interconnected workplace environment. It leverages the versatility of your EMM (Enterprise Mobile Management) system for managing Versity within your greater infrastructure.

The Versity 97 Series uses AMIE (Advanced Mobile Intelligence for Enterprises) and Spectralink Application Management (SAM) to provide unparalleled control in configuring and managing Spectralink devices and applications. Versity, AMIE, and your EMM work together to provide a complete solution for the challenges of mobile management.

Periodic software releases support Versity within this greater infrastructure. These release notes provide a summary of the issues covered in each release. Notes for past releases are maintained for a complete record of this advancing technology.

Supporting documents, covering details of installation and application, are listed in [Appendix A](#). Instructions for using standard Android features are readily available online. Spectralink applications follow Android usage guidelines. A list of references is provided at the end of this document.

## Smartphone Features



**Warning**  
***Use a genuine Spectralink battery!***

Using a non-Spectralink battery puts you at serious risk of injury and will void your product warranty.

The software releases announced in this document support specialized hardware features of the Versity smartphone including:

- Wi-Fi 6 connectivity
- Programmable buttons
- Removable battery
- Barcode scanner (9753 model)
- Location awareness
- Roaming with seamless handoff
- Noise cancelling
- Security enhancements

## Spectralink Apps Summary

### **AMIE**

The AMIE Analytics system enables administrators to keep track of real-time device metrics on a management console.

### **Barcode**

Barcode capture is available on the 9253, 9553, 9653, and 9753 models.

### **Barcode Lab**

The Barcode Lab app provides a quick way to demonstrate how the scanner captures and displays barcode results for 9253, 9553, 9653, and 9753 models.

### **Battery Life (Batt Life)**

Batt Life helps the user manage battery use by allowing a specified charge level to begin low battery alerting.

### **Biz Phone**

The Biz Phone app is Spectralink's SIP telephony application for Versity devices.

### **Buttons**

The Buttons app allows users to program the buttons on their Versity devices.

### **Device**

The Device Settings app provides additional controls for the system administrator for Versity devices.

### **Diagnostics**

Diagnostics allows an administrator to perform diagnostic tests quickly and efficiently prior to considering RMA.

### **Logging**

The Logging app is Spectralink's tool for the management of logcat, network capture, and other debugging and troubleshooting information by the system administrator for Versity devices.

### **PTT**

The Push-to-talk (PTT) app is Spectralink's radio multicast app for Versity devices.

### **SAFE**

The SAFE app is for emergencies. It can be deployed in lone worker environments or where facilities require extra security.

### **SAM Client**

The SAM (Spectralink Application Management) Client app allows Versity devices to connect with the Spectralink Application Management (SAM) server for Spectralink app configuration and other phone management services not available through an EMM.

### **SKeyboard**

SKeyboard is Spectralink's secure keyboard for 97 Series phones. Unlike the other apps listed here, by default SKeyboard is a hidden app on Versity phones.

### **SoundStage+**

SoundStage+ enables administrators and users to control various system and application volume levels on the Versity phone, in the form of profiles.

### **SSO**

Single sign-on is an authentication system that allows one Versity smartphone to be shared by multiple users, each with their own login.

### **Sys Updater**

The Sys Updater app checks for software updates for Versity devices.

### **VQO**

Voice Quality Optimization (VQO) app is for optimizing audio and video calls from Spectralink dialers or other third-party dialers.

### **Web API**

The Web API app is used by developers to interface with external services and provide links to frequently-used websites.

# Finding the Current Spectralink Software Release Version

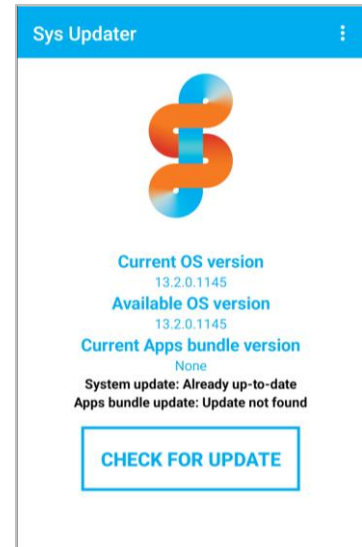
## Current OS and Current Apps bundle versions

Versity offers several ways to determine what Spectralink software release is being used by the platform.

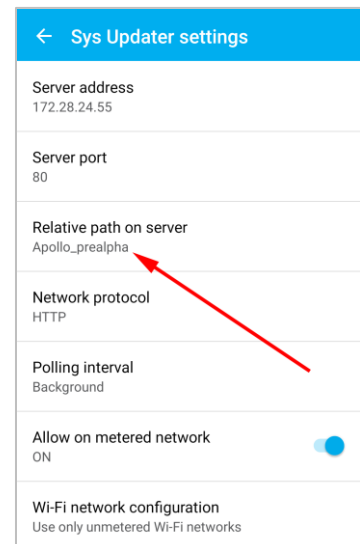
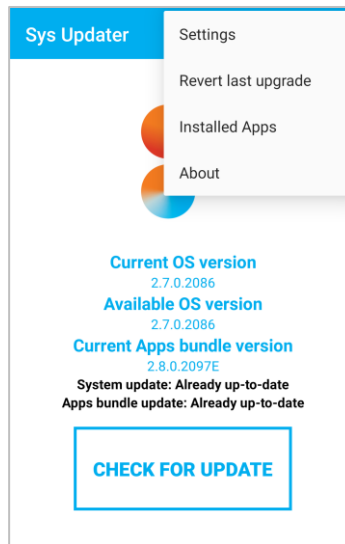
Open the Sys Updater app. The following are displayed:

- **Current OS version** (the Varsity platform version the phone is currently running)
- **Available OS version** (the Varsity platform version available from the HTTP server hosting the update files)
- **Current Apps bundle version** (the apps version currently installed on the phone. Because the 97 Series phones bundle the Spectralink apps with the platform software, *Update not found* will be reported here.)

*(The version and build numbers seen in the screenshots in this section will differ from those on your phone.)*




Tap the Sys Updater overflow menu and choose Settings to open the Settings menu. The update files are located in the directory indicated in the *Relative path on server* field. (If this field is left blank, the files are contained in the root directory of the server.)

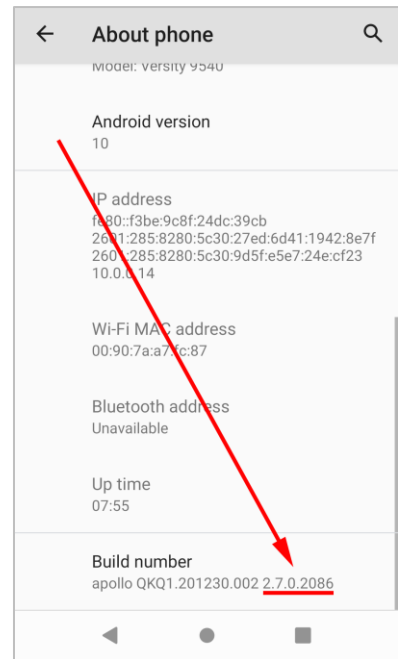


The current Versity software version can also be displayed in the Android Settings app. Navigate to **Settings > System > About phone > Build number**. The Versity version number is at the end of the string as shown in the example.

#### Android Settings

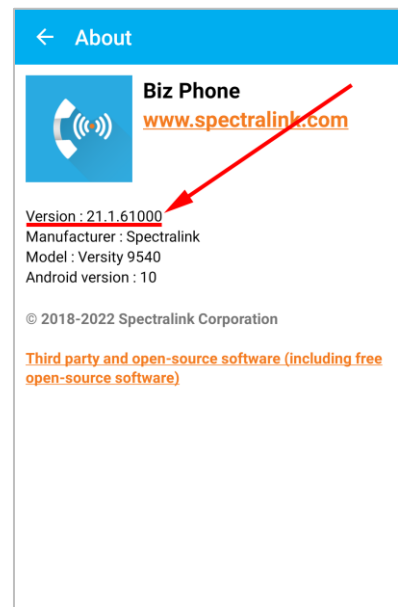


#### Versity Build number



#### App version

The current version of any Versity app can be found by selecting About from the overflow menu.



## App Permissions

Android 13, the OS of our 97 Series phones, handles permissions differently from Android 10, the OS for the rest of the Versity lineup.

The following chart shows the permissions that must be granted for Versity software to run properly in Android 13. In your EMM set these permissions to “Grant all” within the configuration profile or inside the specific application configuration. (X1-4652)



### Admin Tip

#### **Are you administering 97 Series phones without an EMM?**

If you're not using an EMM but are administering 97 Series phones, see the *Versity Applications Administration Guide* for step-by-step instructions on how to automatically set the permissions shown in the chart below using the 97 Series DPC Initial Deployment QR code.

App	Permissions
AMIE Agent	android.permission.READ_PHONE_STATE android.permission.ACCESS_FINE_LOCATION android.permission.ACCESS_COARSE_LOCATION android.permission.POST_NOTIFICATIONS
Barcode	android.permission.CAMERA android.permission.READ_PHONE_STATE android.permission.CALL_PHONE android.permission.POST_NOTIFICATIONS android.permission.READ_EXTERNAL_STORAGE android.permission.WRITE_EXTERNAL_STORAGE
Batt Life	android.permission.POST_NOTIFICATIONS
Biz Phone	android.permission.CAMERA android.permission.READ_CONTACTS android.permission.WRITE_CONTACTS android.permission.RECORD_AUDIO android.permission.CALL_PHONE android.permission.READ_PHONE_STATE android.permission.POST_NOTIFICATIONS android.permission.USE_SIP android.permission.ACCESS_COARSE_LOCATION android.permission.ACCESS_FINE_LOCATION android.permission.ACCESS_BACKGROUND_LOCATION android.permission.USE_FULL_SCREEN_INTENT

Device Settings	<p>android.permission.BLUETOOTH_CONNECT          android.permission.POST_NOTIFICATIONS          android.permission.READ_PHONE_STATE          android.permission.READ_MEDIA_IMAGES          android.permission.READ_EXTERNAL_STORAGE</p>
Diagnostics	<p>android.permission.CAMERA          android.permission.ACCESS_FINE_LOCATION          android.permission.ACCESS_COARSE_LOCATION          android.permission.BLUETOOTH_SCAN          android.permission.BLUETOOTH_CONNECT          android.permission.RECORD_AUDIO          android.permission.READ_EXTERNAL_STORAGE          android.permission.WRITE_EXTERNAL_STORAGE</p>
Logger	<p>android.permission.READ_PHONE_STATE          android.permission.POST_NOTIFICATIONS</p>
PTT	<p>android.permission.BLUETOOTH_CONNECT,          android.permission.RECORD_AUDIO,          android.permission.READ_PHONE_STATE,          android.permission.POST_NOTIFICATIONS</p>
SAFE	<p>android.permission.POST_NOTIFICATIONS          android.permission.CALL_PHONE          android.permission.USE_FULL_SCREEN_INTENT</p>
Sam Client	<p>android.permission.CAMERA          android.permission.ACCESS_FINE_LOCATION          android.permission.ACCESS_COARSE_LOCATION          android.permission.POST_NOTIFICATIONS</p>
SoundStage+	<p>android.permission.POST_NOTIFICATIONS</p>
SSO	<p>android.permission.POST_NOTIFICATIONS</p>
Sys Updater	<p>android.permission.READ_PHONE_STATE          android.permission.POST_NOTIFICATIONS          android.permission.WRITE_EXTERNAL_STORAGE          android.permission.READ_EXTERNAL_STORAGE          android.permission.USE_FULL_SCREEN_INTENT</p>
Web API	<p>android.permission.ACCESS_FINE_LOCATION          android.permission.READ_PHONE_STATE          android.permission.POST_NOTIFICATIONS          android.permission.ACCESS_COARSE_LOCATION          android.permission.CALL_PHONE</p>
AppUrl Barcode Lab Buttons Port Manager SKeyBoard VQO	<p>(No permission requested)</p>

## App Dependencies

If the Spectralink application shown in the *App* column at right is delivered via EMM, and your EMM is set to allow Play Store updates automatically, Spectralink strongly recommends administrators also approve the associated apps in the *Depends On* column in the same manner.

Because Spectralink apps are developed to work as a suite of products, apps should be updated as a suite to provide reliable and well-tested performance. Otherwise, apps may not behave as expected. (ESCWIRE-1870)

App	Depends On (Reason)
Biz Phone	Device Settings <i>(Determine if Desktop Mode is enabled)</i>  Logger <i>(Report a problem)</i>  Sys Updater <i>(Detect a new APK bundle to determine Biz Phone update status)</i>
Diagnostics	Barcode <i>(Determine whether barcode scanner is enabled)</i>  Sys Updater <i>(Get installed APK bundle version)</i>
Logger	Sys Updater <i>(Get installed APK bundle version to include in logfile names; get OTA server to exclude OTA updates from packet captures)</i>  Web API <i>(Inform web UI about log bundle status)</i>
SAFE	Biz Phone <i>(Determine whether Biz Phone is enabled when making an emergency call)</i>
SoundStage+	Batt Life <i>(Batt Life volume control)</i>  Web API <i>(Web API volume control)</i>
SSO	Biz Phone <i>(Configure Biz Phone extension/username/password)</i>
Web API	Logger <i>(Control of packet capture and log files from web UI)</i>

# Chapter 1: Versity 97 Series Software R13.6.0.3174

This release includes this software version:

- Platform version: 13.6.0.3174  
(NOTE: This release includes the Spectralink apps in APK bundle 13.6.0.3193.)

*Notes about this release:*

- Spectralink recommends using SAM 1.14 or later with this apps bundle release.

Your Spectralink support representative can guide you through software release installations as needed.



**ADMIN TIP**

***Incremental upgrade via sideload is not supported***

Incremental upgrades using sideload are not supported. Spectralink recommends performing a normal OTA upgrade or sideloading the full update.

## Enhancements

### AMIE Agent

32.1.89038

Use AMIE gateway communication  
Cloud communication enrollment ID  
AMIE Gateway URL

These settings are now functional. If *Use AMiE gateway communication* is set to On, the *AMiE Gateway URL* field is visible for configuration; if set to Off, the *Cloud communication enrollment ID* field is visible instead. (APPS-7351)

### Biz Phone

32.1.89875

Emergency location  
Emergency HELD URL  
Emergency HELD company ID

These new settings support RedSky HELD integration. See the *Versity Applications Administration Guide* for complete information on configuring these settings. (APPS-7277, X1-7249)

## Device Settings

32.1.89233

### New vibration settings

These 5 new settings are in the *Touch* section: *Ringtone Vibration*, *Vibrate First Then Ring Gradually*, *Media Vibration*, *Alarm Vibration*, and *Notification Vibration*.

(APPS-7124, APPS-7423)

### Wi-Fi Loss Alarm

The Wi-Fi Loss Alarm will alert a user if their phone has been disconnected from Wi-Fi for a defined period, configurable from 1 to 10 minutes. (For example, the alarm would be triggered if a user has gone beyond the Wi-Fi footprint of their facility, or if they lose connectivity for some other reason.) (APPS-7099)

## Fixed Issues & Minor Enhancements

App	Summary	Key
Biz Phone	Fixed certificate issue that generated a pop-up warning.	APPS-7263 APPS-7271
VQO	The PHY Mode setting has been removed from the VQO app.	APPS-6700

## Known Issues

App	Summary	Key
Desktop Mode	Spectralink's Keyboard is not currently supported in Desktop Mode. Keyboard should be disabled to use Desktop Mode.	X1-7376
Desktop Mode	If an application icon is added to the desktop, and the app is subsequently removed in Device Settings, the icon remains on the desktop instead of being removed, but is non-functional and will not launch the app.	X1-7398
Device Settings	In some EMMs the <i>Wi-Fi loss alarm delay</i> field may not show the values needed to configure it. If the <i>Wi-Fi loss alarm</i> is enabled but the <i>Wi-Fi loss alarm delay</i> cannot be configured, the delay will take the default value of 1 minute. This will be fixed in an upcoming release.	APPS-7531 APPS-7541

## Security Updates

Operating System	SMR Support End Date	Applicable Devices	Google Security Patch
Android 13	December 2026	Versity 9740 Versity 9753	<a href="#">October 2025</a> <a href="#">September 2025</a>

# Chapter 2: Versity 97 Series Software

## R13.5.0.2937

This release includes this software version:

- APK bundle version: 13.5.0.2937

### Notes about this release:

- This is an apps-only release; no platform software is included.
- This release requires using Versity platform software 13.4.0.2427.
- Spectralink recommends using SAM 1.13 or later with this apps bundle release.

Your Spectralink support representative can guide you through software release installations as needed.



#### ADMIN TIP

***This release DOES NOT include the Versity platform software***

This release, R13.5.0.2937, is an apps-only update that should be installed on top of the R13.4.0.2427 release. If you have not yet updated to R13.4.0.2427, you should do that before updating your device to this release.

## Enhancement

### Device Settings

31.2.89179

#### WPA3 provisioning

WPA3-Personal (PSK-FT-SAE), WPA3-Personal (PSK-SAE), and WPA3-Enterprise-128 Wi-Fi security protocols can now be configured in Wi-Fi Profile with an EMM. (APPS-7068)

## Fixed Issues

App	Summary	Key
Biz Phone	Adding an LDAP contact to an existing contact now works as expected.	APPS-6764
Biz Phone	Fixed a rare issue where a user was unable to end a call after a pop-up alert.	APPS-6949

<i>App</i>	<i>Summary</i>	<i>Key</i>
Biz Phone	The phone will now play a custom ringtone if it is specified in the <i>Alert-Info</i> header from a call server.	APPS-6954
[device]	Items in the status bar no longer flicker or flash during a video call.	ATM-2130

## Known Issues

<i>App</i>	<i>Summary</i>	<i>Key</i>
Biz Phone	If 2 calls are received simultaneously, or if a call is received while another call is already in progress, the Biz Phone app will not appear in the <i>Recent Apps</i> screen. <i>Workaround:</i> Open Biz Phone in the standard way, by tapping its icon.	APPS-7244
Biz Phone	In some cases a pop-up notification stating “Your connection is not secure” will appear when conducting a contact search. <i>Workaround:</i> Install the signing CA server’s certificate into the Android trust store to stop the pop-up notification from occurring in future searches. If you do not install the certificate you can select <i>Yes</i> in the notification to proceed, but the notification may recur in future searches. This issue will be addressed in a future release.	APPS-7271
Biz Phone	The Android setting <i>Vibrate first then ring gradually</i> (whether set in Android Settings or in the Device Settings app) does not work with Biz Phone – when receiving a call the phone will vibrate and ring simultaneously. This will be fixed in a future release.	APPS-7397 APPS-7401
Logging	In some cases network capture may fail to resume after a phone is rebooted. <i>Workaround:</i> Restart network capture after a reboot. For a permanent solution, clear the Logging app data.	APPS-7330

# Chapter 3: Versity 97 Series Software

## R13.4.2.2975

The R13.4.2.2975 release follows Google's best security practices. Release 13.4.2.2975 contains the Android applied cumulative patches to August 2025.

This release is based on R13.4.1.2526.

This release includes these software versions:

- Platform version: R13.4.2.2975.

Your Spectralink support representative will guide you through software release installations as needed.

### Security Updates

Operating System	SMR Support End Date	Applicable Devices	Google Security Patch
Android 13	December 2026	Versity 9740 Versity 9753	<a href="#">August 2025</a> <a href="#">July 2025</a>

# Chapter 4: Versity 97 Series Software

## R13.4.1.2526

The R13.4.1.2526 release follows Google's best security practices. Release 13.4.1.2526 contains the Android applied cumulative patches to June 2025.

This release is based on R13.4.0.2427.

This release includes these software versions:

- Platform version: R13.4.1.2526.

Your Spectralink support representative will guide you through software release installations as needed.

### Security Updates

Operating System	SMR Support End Date	Applicable Devices	Google Security Patch
Android 13	December 2026	Versity 9740 Versity 9753	<a href="#">June 2025</a>

# Chapter 5: Versity 97 Series Software

## R13.4.0.2427

This release is based on R13.3.0.1570.

This release includes these software versions:

- Platform version: 13.4.0.2427  
(NOTE: This release bundles the Spectralink apps as part of the platform, so there is not a separate APK bundle and SIG file.)
- AMIE Essentials (SAM) version: Spectralink recommends using SAM 1.13 or later.

Your Spectralink support representative can guide you through software release installations as needed.



### **Admin Tip** ***Incremental upgrade via sideload is not supported***

Incremental upgrades using sideload are not supported. Spectralink recommends performing a normal OTA upgrade or sideloading the full update.

## Enhancements

### **Barcode**

30.1.89026-a11

Advanced data formatting

*Advanced data formatting* (**Barcode** > **ScanFlex** > **+** > **Advanced data formatting**) now supports up to 15 actions on a string, and introduces 2 new actions, *Remove all leading characters* and *Remove all trailing characters*. See the *Versity Applications Administration Guide* for complete information on working with Advanced Data Formatting settings. (ESCWIRE-1877)

### **Biz Phone**

30.1.89641-a11

Video calls

Versity phones can now send and receive video calls. (Previously the phones could receive video from an incoming call but did not transmit video from a phone's camera to the other party.) The setting descriptions below have been updated to reflect this new capability. (Video call settings are in the *SIP Registration 1* section of the Biz Phone app.)

### *Allow video calls*

*Allow video calls* enables the handset to send and receive video calls.

### *Offer video in outgoing calls*

When enabled, a Versity phone will offer to establish a video connection whenever making a call. If the remote end agrees, the video connection is established. When disabled, it will offer to establish a video connection if the user switches to video mode during the call.

### *Answer calls in video mode*

If enabled, a Versity phone will switch to video mode automatically when answering a call offering video. If disabled, the user will have to switch to video mode after the call is answered.

## **Device Settings**

30.1.89118-a11

### Allow desktop mode

*Allow desktop mode*, introduced as a demo feature in 13.3, is now fully supported.

### Desktop Apps

Administrators can now choose which apps are available in Desktop Mode via the *Desktop Apps* setting (**Device Settings > Display > Desktop Apps**). On the phone UI this setting shows a list of apps, each of which may be enabled via a check box. If phones are being administered using AMIE Essentials (SAM) or an EMM, app package names, separated by commas, must be entered into the text field for the apps to be available in Desktop Mode. (X1-5941)

### Forget Network

*Forget Network* (**Device Settings > Network > Forget Network**) gives administrators more control over the priority of the wireless networks that devices will connect to. An administrator can enter the SSID of the network to be forgotten in the field provided. (This setting is not visible in the phone's UI.) (APPS-6621, APPS-7115)

## **PTT (Push-to-talk)**

30.2.88887-a11

PTT, Spectralink's radio multicast app for Versity devices, is now available on Versity 97 Series phones.

## **SAFE**

28.2.88997-a11

Use multiple numbers as per panic button press event  
Secondary emergency dial number

These settings, originally introduced as demo features, are now fully supported.

## Fixed Issues & Minor Enhancements

App	Summary	Key
Biz Phone	<i>Audio DSCP</i> is now called <i>Media DSCP</i> ( <b>Biz Phone &gt; SIP &gt; Common settings</b> ).	APPS-2206
Device Settings	The <i>Scan QR code</i> quick settings tile now functions as expected.	X1TM-977
Logging	<i>Network capture</i> in <i>Advanced logging</i> now zips and routes files as expected.	X1-5862
general	The phone screen remains inactive during a call as expected.	X1TM-933

## Known Issues

App	Summary	Key
Desktop Mode	In rare cases, after an administrator has worked in Workspace ONE's administrative settings with a connected phone, Workspace ONE's secure launcher might open in the foreground in Desktop Mode without the ability to be dismissed, while the rest of the desktop can still be interacted with. <i>Workaround:</i> Unlock the launcher to exit the launcher screen.	X1-5965
Desktop Mode	In some EMM integrations launching an app for the first time on the handset of a docked phone requires 2 taps on the app's icon rather than one.	X1-6506
Desktop Mode	Some Android apps are designed to hide the taskbar when they are in the foreground. <i>Workaround:</i> If the taskbar is not visible in Desktop Mode, close the current app.	X1-6678 X1-6803
Desktop Mode	In some cases the Notification Bar icons on the phone will change color from light to dark when Desktop Mode launches, becoming hard to see on certain wallpapers. <i>Workaround:</i> The problem corrects itself once there is any activity or if the Notification Bar is fully pulled down.	X1-6706
Desktop Mode	For applications that have been enabled via Device Settings > Desktop Apps, we have observed that some third-party secure launchers will not restrict apps in Desktop Mode that have otherwise been restricted by the secure launcher configuration. <i>Workaround:</i> Administrators should configure Desktop Apps to correspond with what is enabled in their secure launcher configuration.	X1-6717

<i>App</i>	<i>Summary</i>	<i>Key</i>
Desktop Mode	If the Google Play Store app is enabled via <b>Device Settings &gt; Desktop Apps</b> , users may be able to access apps that have not been enabled by an administrator. <i>Workaround:</i> Administrators should not enable the Google Play Store app in Desktop Apps.	X1-6721
Desktop Mode	While using an external keyboard some keyboard shortcuts may shift focus away from the external monitor to the phone, interrupting text input. <i>Workaround:</i> Re-select the text field on the external monitor to resume typing.	X1-6810 X1-6857
Desktop Mode	Spectralink's Skeyboard is not currently supported in Desktop Mode. Skeyboard should be disabled to use Desktop Mode.	X1-6821 X1-6826
Desktop Mode	In some cases, it's not possible to use an external keyboard to unlock a docked phone protected by a PIN or password. <i>Workaround:</i> If the phone is locked when docked, or locks due to a screen timeout while docked, the phone should be unlocked using its own UI rather than an external keyboard.	X1-6842 X1-6856
Desktop Mode	For phones administered via an EMM using a secure launcher, Android's Quickstep component may prevent closure of windows opened to full screen. <i>Workaround:</i> Allowing Quickstep via the EMM may mitigate the issue. If not, users may want to avoid opening windows to full screen. Undocking the phone will allow a user to continue.	X1-6866 X1-6876
Desktop Mode	Using the keyboard shortcut <i>Alt+Tab</i> to switch among apps is not supported in Desktop Mode.	X1-6891 X1-6937
Desktop Mode	Use of the Imprivata app is not supported in Desktop Mode. For security reasons Desktop Mode should not be enabled if Imprivata is used.	X1-7072 X1-7090
Desktop Mode	If an app with a white background is open in a phone's foreground when the phone is connected to the dock, the phone's status bar icons will not be visible. <i>Workaround:</i> Open the notification drawer, or relaunch the app, to make the icons visible.	X1-7119

## Security Updates

Operating System	SMR Support End Date	Applicable Devices	Google Security Patch	Included Fixes
Android 13	December 2026	Versity 9740 Versity 9753	<a href="#">April 2025</a>	CVE-2022-33234 CVE-2023-28574 CVE-2023-28578 CVE-2023-33014 CVE-2023-43533 CVE-2023-43550 CVE-2023-43552 CVE-2024-23352 CVE-2024-23359 CVE-2024-23368 CVE-2024-23373 CVE-2024-23385 CVE-2024-33010 CVE-2024-33011 CVE-2024-33012 CVE-2024-33014 CVE-2024-33016 CVE-2024-33023 CVE-2024-33035 CVE-2024-33042 CVE-2024-33043 CVE-2024-33044 CVE-2024-33045 CVE-2024-33049 CVE-2024-33050 CVE-2024-33051 CVE-2024-33052 CVE-2024-33056

# Chapter 6: Versity 97 Series Software

## R13.3.4.2303

The R13.3.4.2303 release follows Google’s best security practices. Release 13.3.4.2303 contains the Android applied cumulative patches to March 2025.

This release is based on R13.3.0.1570.

This release includes these software versions:

- Platform version: 13.3.4.2303.

Your Spectralink support representative will guide you through software release installations as needed.

### Security Updates

Operating System	SMR Support End Date	Applicable Devices	Google Security Patch	Included Fixes
Android 13	December 2026	Versity 9740 Versity 9753	<a href="#">March 2025</a> <a href="#">February 2025</a> <a href="#">January 2025</a> <a href="#">December 2024</a> <a href="#">November 2024</a> <a href="#">October 2024</a> <a href="#">September 2024</a> <a href="#">August 2024</a>	CVE-2024-23352 CVE-2024-23353 CVE-2024-23356 CVE-2024-23357 CVE-2024-23359 CVE-2024-23362 CVE-2024-23364 CVE-2024-23385 CVE-2024-33010 CVE-2024-33011 CVE-2024-33012 CVE-2024-33014 CVE-2024-33016 CVE-2024-33023 CVE-2024-33035 CVE-2024-33042 CVE-2024-33043 CVE-2024-33044 CVE-2024-33045 CVE-2024-33049 CVE-2024-33050 CVE-2024-33051 CVE-2024-33052 CVE-2024-33056

# Chapter 7: Versity 97 Series Software

## R13.3.0.1570

This release is based on R13.2.0.1171.

This release includes these software versions:

- Platform version: 13.3.0.1570  
(NOTE: This release bundles the Spectralink apps as part of the platform, so there is not a separate APK bundle and SIG file.)
- AMIE Essentials (SAM) version: Spectralink recommends using SAM 1.11 or later.

Your Spectralink support representative can guide you through software release installations as needed.



### **Admin Tip** ***Incremental upgrade via sideload is not supported***

Incremental upgrades using sideload are not supported. Spectralink recommends performing a normal OTA upgrade or sideloading the full update.



### **Admin Tip** ***Why did my phone reboot without me taking any action?***

Google has introduced [Mainline](#) updates, allowing certain system components to be updated outside of the normal Android release cycle. Devices receive Mainline updates from the Android Google Play system update. To avoid user disruption, Android uses [Device Scheduling](#) to determine if the device is in an idle state: if it is, the updates are applied and the phone is rebooted.

You can check to see when the last Mainline update was applied to your phone by going to **Android Settings > About phone > Android version > Google Play system update**.  
(X1-4941)

## Enhancements

### General

This Versity 13.3 software release delivers improved Wi-Fi and battery performance (including improved battery hot swapping), and better device performance and stability.

## Call Mode

*Call Mode* is accessed via Android Settings (**Settings > Sound & vibration > Call Mode**). There are 3 possible settings:

- **Normal Mode**  
Normal audio behavior. Uses one microphone and AANC (AI active noise cancellation).
- **Loud Mode**  
Each position on the volume scale is louder than in Normal Mode. (There may be distortion at higher volume settings.) Uses one microphone and AANC.
- **Conference Room Mode**  
This setting accommodates multiple people surrounding a phone laid on a table. It activates 3 microphones on the phone and uses microphone array beamforming to focus on the active speaker. Uses multiple microphone active noise cancellation rather than AANC.



## AMIE Agent

Use AMIE gateway communication

Cloud communication URI

Cloud communication enrollment ID

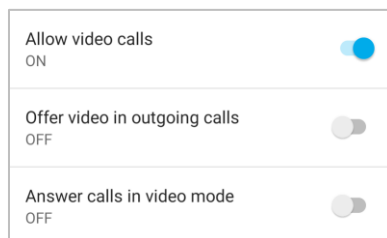
*These settings support future app development. They should be left in their default configurations for now. (X1-5757)*

## Biz Phone

### Video calls

Video calling on Versity phones is “one-way”: a Versity phone can receive video if an incoming call offers it but does not transmit video from the phone’s camera to the other party.

Video call settings are in the *SIP Registration 1* section of the Biz Phone app.



### *Allow video calls*

*Allow video calls* enables the handset to receive video calls. (Disabled by default, and when disabled the following two video call settings are grayed out.) (APPS-5009)

### *Offer video in outgoing calls*

When enabled, a Versity phone will offer to establish a video connection whenever making a call. If the remote end agrees, the video connection is established: the Versity user will be able to see video if it’s being transmitted, and the Versity phone will transmit color bars to the remote

phone to indicate a video connection is established. When disabled, a video connection will not automatically be established if video is offered by the remote phone. (APPS-5077)

### Answer calls in video mode

If enabled, a Versity phone will show video automatically when answering a call offering video. If disabled, the user will have to switch to video mode on the call screen to see video. (APPS-5009)

## Buttons

Program buttons to answer and end calls

Users can program one of their phone's buttons to answer a call, and another button to end an active call or decline an incoming call. (X1-5589)

To program a button to answer a call, follow these steps:

- 1 Launch the **Buttons** app.
- 2 In the **Buttons settings** menu select the button you'd like to use to answer a call.
- 3 Choose **Custom** in the resulting action menu. (*NOTE: Do NOT choose Custom1-4.*)
- 4 In the **Enter custom intent** popup window that appears enter one of the following strings in the **Action down** field (field text is case-sensitive):

- *To send the audio to the phone's earpiece (shown in the screenshot above):*  
`com.spectralink.intent.action.ANSWER_CALL_EP`
- *To use the phone as a speakerphone:*  
`com.spectralink.intent.action.ANSWER_CALL_SP`
- *To send the audio to a wired headset:*  
`com.spectralink.intent.action.ANSWER_CALL_HS`



### NOTE Using a Bluetooth headset?

If the phone is connected to a Bluetooth headset the audio will automatically route to the headset regardless of which string is entered above.

- 5 Leave the remaining fields empty.
- 6 Click **OK** to save your settings.
- 7 Your button can now be used to answer incoming calls.

To program a button to end the current call or decline an incoming call, follow these steps:

- 1 Launch the **Buttons** app.
- 2 In the **Buttons settings** menu select the button you'd like to use to decline or end a call.
- 3 Choose **Custom** in the resulting action menu. (*NOTE: Do NOT choose Custom1-4.*)
- 4 In the **Enter custom intent** popup window that appears enter the following string in the **Action down** field (field text is case-sensitive):  
`com.spectralink.intent.action.DECLINE_CALL`
- 5 Leave the remaining fields empty.
- 6 Click **OK** to save your settings.
- 7 Your button can now be used to end a call or decline an incoming call.

**Enter custom intent**

com.spectralink.intent.action.DECLINE\_CALL

---

Extras for action down

---

Action up

---

Extras for action up

---

CANCEL    OK

Program a button to control the flashlight

Two options are available: pressing and holding the button turns the light on while releasing the button turns it off; or the button toggles the light on and off. (X1-5591)

To program a button to turn the flashlight on when the button is pressed and held, and turn the flashlight off when the button is released, follow these steps:

- 1 Launch the **Buttons** app.
- 2 In the **Buttons settings** menu select the button you'd like to use to control the flashlight.
- 3 Choose **Custom** in the resulting action menu. (*NOTE: Do NOT choose Custom1-4.*)
- 4 In the **Enter custom intent** popup window that appears enter the following in the **Action down** and **Action up** fields (field text is case-sensitive):  
`com.spectralink.intent.action.FLASHLIGHT_ONOFF`
- 5 In the **Extras for action down** field enter the following:  
`boolean:flashlight=true`
- 6 In the **Extras for action up** field enter the following:  
`boolean:flashlight=false`
- 7 Click **OK** to save your settings.
- 8 Your button will now turn on the flashlight when pressed and held, and turn off the flashlight when released.

**Enter custom intent**

com.spectralink.intent.action.FLASHLIGHT\_ONOFF

---

boolean:flashlight=true

---

com.spectralink.intent.action.FLASHLIGHT\_ONOFF

---

boolean:flashlight=false

---

CANCEL    OK

To program a button to toggle the flashlight on and off, follow these steps:

- 1 Launch the **Buttons** app.
- 2 In the **Buttons settings** menu select the button you'd like to use to control the flashlight.
- 3 Choose **Custom** in the resulting action menu. (*NOTE: Do NOT choose Custom1-4.*)
- 4 In the **Enter custom intent** popup window that appears enter the following in the **Action down** field (field text is case-sensitive): `com.spectralink.intent.action.FLASHLIGHT_ONOFF`
- 5 Leave the remaining fields empty.
- 6 Click **OK** to save your settings.
- 7 Pressing your button will now toggle the flashlight on and off.

### Program a button to send a DTMF sequence

Users who routinely need to dial a DTMF sequence to open a door in their workplace can now program one of the buttons on their phone to automatically transmit the sequence, eliminating the need for manual dialing. (X1-5592)

Follow these steps:

- 1 Launch the **Buttons** app.
- 2 In the **Buttons settings** menu select the button you'd like to use to send the DTMF sequence.
- 3 Choose **Custom** in the resulting action menu. (*NOTE: Do NOT choose Custom1-4.*)
- 4 In the **Enter custom intent** popup window that appears enter the following in the **Action down** field (field text is case-sensitive):  
`com.spectralink.intent.action.SEND_DIGITS`
- 5 In the **Extras for action down** field enter the following:  
`string:digits=XXXX`  
(replace `XXXX` with the desired DTMF digits [0-9, \*, #] – in the example above the DTMF sequence is `1234*#`).
- 6 Leave the **Action up** and **Extras for action up** fields empty.
- 7 Click **OK** to save your settings.
- 8 Your button will now send the DTMF sequence when pressed.

## Device Settings

Allow desktop mode (DEMO ONLY)

*Desktop mode*, in the *Display* section of the Device Settings app, is a demo feature (see *Caution below*) for Versity 97 Series phones that lets a user connect their phone to a monitor, mouse, and keyboard via a USB docking station.



### Caution

***Desktop mode is a demo feature!***

Demo features are new capabilities being considered for integration into the Spectralink lineup. They have not been fully tested, so there may be some unexpected behaviors and limits to functionality.

For more information regarding *Desktop mode*, see the *Demo Features* section of the *Versity Applications Administration Guide*. (X1-5961)

Connection preferences > Bluetooth Low Energy Tag

This new section/setting in the Device Settings app controls whether the user can change the Android setting found here: **Settings > Connected devices > Connection preferences > Bluetooth Low Energy Tag**. If set to *User controlled* the user can change the setting; if set to *Enable* or *Disable* then the setting is grayed out in the UI.

If the Android setting is enabled the BLE tag will transmit:

- When the phone is powered off
- When the phone is on but Bluetooth is not enabled

(X1-6002)

## Sys Updater

Revert last upgrade

This option (in the app's overflow menu), which enables downgrading the Versity OS to the last version from which the system was upgraded, is now available on 97 Series phones.

Because the 97 Series phone runs Android 13 the reversion process is differs from the rest of the Versity lineup: see "Revert last upgrade on Versity 97 Series phones requires some additional steps" in the *Versity Applications Administration Guide* for more information.

(X1-5899)

**Admin Tip**

***If choosing Revert last upgrade, make sure the download of the previous version completes***

If *Revert last upgrade* is chosen, ensure that the download of the previous version completes or the phone will factory reset to the current version. See “Revert last upgrade on Versity 97 Series phones requires some additional steps” in the *Versity Applications Administration Guide* for more information. (X1-6096)

## Fixed Issues & Minor Enhancements

App	Summary	Key
AMIE Agent	Improved battery metrics are sent to AMIE.	X1-5442
AMIE Agent	Improved call quality metrics are sent to AMIE.	X1-5874
Batt Life	The <i>Low battery threshold</i> has additional configuration values available: 5% and 10%.	APPS-6042
Biz Phone	Users can now go to <i>Report problem</i> in the overflow menu to report problems with a phone’s telephony, audio quality, battery, or other issues without having to launch the Logger app.	X1-5438
Biz Phone	If a phone’s registered call server is a Cisco UCM, contact search results will now come from that server, if enabled by an administrator.	X1-5582
Buttons	Fixed some user interface inconsistencies when the phone is administered via EMM or AMIE Essentials (SAM).	X1-5636 X1-5641
Device Settings	Obsolete Wi-Fi calling setting has been removed from the Network section.	ESCWIRE-1859
Device Settings	The <i>Quickly open camera</i> setting in Android settings is now disabled if it’s not set to <i>User controlled</i> in the app.	X1-5622
Device Settings	Fixed issue where in some circumstances Quick Settings tiles were not visible after being enabled.	X1-5635 X1TM-837 X1TM-851
Logger	Improved debugging via additions to the log bundle.	X1TM-565
SKeyboard	SKeyboard settings can now be administered via AMIE Essentials (SAM).	X1-5598
(general)	Improved FT IE roaming.	X1TM-921

## Known Issues

App	Summary	Key
AMIE Agent	If a call is dropped because the phone went out of Wi-Fi range <i>and</i> the user then presses the red end call button in the Biz Phone app UI, it will not be reported as a dropped call to AMIE.	APPS-6217
Device Settings	When administering phones with an EMM, in some cases it is not possible to delete the configured wallpapers for the lock screen and home screen simultaneously. <i>Workaround:</i> Configure these items separately.	X1-6055
Device Settings	The <i>Scan QR code</i> quick settings tile is not functional.	X1TM-979
Logging	In some cases when using <i>Network capture</i> in <i>Advanced logging</i> captured files are not zipped and routed appropriately, resulting in large files taking up excessive storage space. Once network capture is stopped the files are zipped and routed as expected. <i>Workaround:</i> Do not leave <i>Network capture</i> on for extended periods of time.	X1-5862
Logging	In some cases <i>Network capture</i> continues running even after it's been disabled. <i>Workaround:</i> If you're using <i>Network capture</i> to debug an issue you should reboot your phone when you're done.	X1TM-929
VQO	If only the 6 GHz band is enabled, connection to 6GHz WPA3 SAE SSID will sometimes fail when the phone is rebooted. <i>Workaround:</i> Enable all bands (2.4 GHz, 5 GHz, and 6 GHz).	X1-6112
(general)	In some rare cases the screen may become illuminated while in a call, when the proximity sensor should be active. <i>Workaround:</i> If this occurs, administrators may consider disabling the <i>Double-tap screen to wake</i> feature in the Device Settings app as it may be causing the phone to "wake up" if the screen is bumped several times while in a call.	X1TM-933

## Security Updates

Operating System	SMR Support End Date	Applicable Devices	Google Security Patch	Included Fixes
Android 13	December 2026	Versity 9740 Versity 9753	<a href="#">July 2024*</a>	CVE-2023-21662 CVE-2023-28587 CVE-2023-33072 CVE-2023-33080 CVE-2023-33086 CVE-2023-33088 CVE-2023-33089 CVE-2023-33098 CVE-2023-33105 CVE-2023-33109 CVE-2023-33112 CVE-2023-33115 CVE-2023-43522 CVE-2023-43529 CVE-2023-43530 CVE-2023-43533 CVE-2023-43536 CVE-2023-43542 CVE-2023-43551 CVE-2023-43556 CVE-2024-21461 CVE-2024-21462 CVE-2024-21465 CVE-2024-23353 CVE-2024-23354 CVE-2024-23356 CVE-2024-23357 CVE-2024-23362 CVE-2024-23364 CVE-2024-32896

\* Includes prior monthly security patches automatically. New security updates are applied every 90 days.

# Chapter 8: Versity 97 Series Software

## R13.2.0.1171

This release is based on R13.1.0.758.

This release includes these software versions:

- Platform version: 13.2.0.1171  
(NOTE: This release bundles the Spectralink apps as part of the platform, so there is not a separate APK bundle and SIG file.)
- SAM version: Spectralink recommends using SAM 1.10 or later.

Your Spectralink support representative can guide you through software release installations as needed.



### Admin Tip

**Incremental upgrade from 13.1 to 13.2 via sideload is not supported**

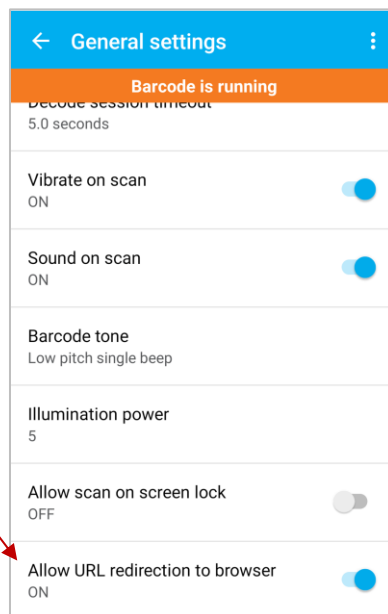
An incremental upgrade from 13.1.0.758 to 13.2.0.1171 using sideload is not supported. Spectralink recommends performing a normal OTA upgrade or sideloading the full update.

## Enhancements

### Barcode

Allow URL redirection to browser

By default the Barcode app redirects QR code data that begins with `http://` or `https://` to the phone's browser. This setting allows the user to change this behavior, to enable the scanner to work properly with certain third-party apps. (X1-5490)



## Device Settings

### New Quick settings tiles

There are 8 new Quick settings tiles:

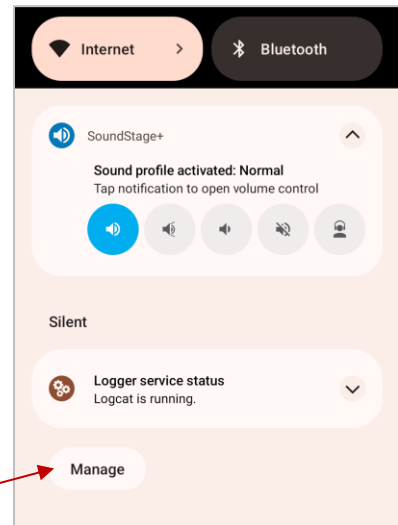
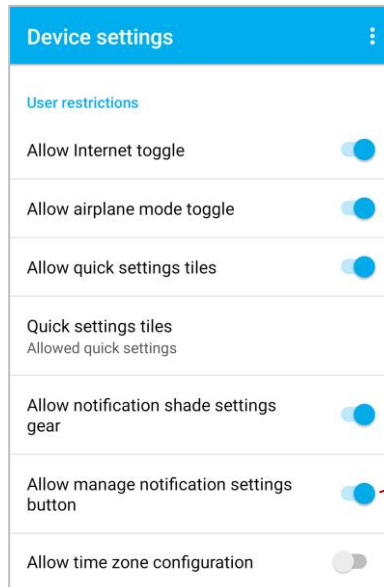
- Alarm
- Device control
- Screen record
- Extra dim
- QR scan
- Color correction
- Live Caption
- Calculator

Unlike the other Quick settings tiles, these are disabled by default. (X1TM-742)

Quick settings tiles	
Alarm	<input type="checkbox"/>
Device control	<input type="checkbox"/>
Screen record	<input type="checkbox"/>
Extra dim	<input type="checkbox"/>
QR scan	<input type="checkbox"/>
Color correction	<input type="checkbox"/>
Live caption	<input type="checkbox"/>
Calculator	<input type="checkbox"/>

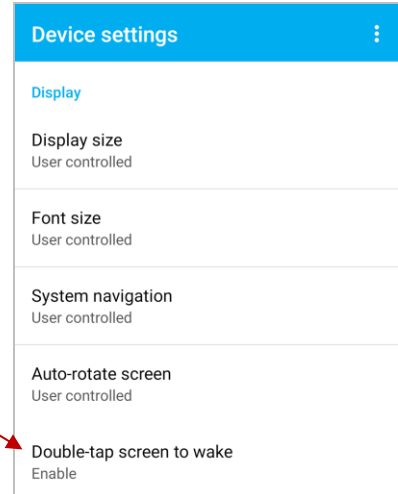
### Allow manage notifications settings button

This setting makes it possible to hide the **Manage** button that appears in Android's Notification Shade, for administrators who don't want users to have access to the Notifications Settings on their phones. (X1-4842)



### Double-tap screen to wake

This feature gives the user the option to double-tap the screen to wake the phone. By default the user can choose whether to enable or disable this feature; alternatively, an administrator can control its availability. (X1-5312)



### Default Notification Sound and Default Alarm Sound can now be set to *None*

If you're in an environment where you want notifications and alarms to just trigger a vibration in the phone with no sound, you can now set the Default Notification Sound and Default Alarm Sound to *None*. (X1-4840)

### Wi-Fi Profile

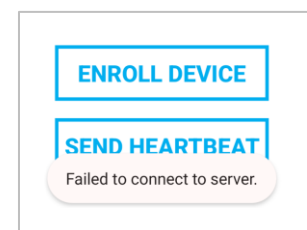
This section is only visible if you're administering phones using an EMM – it does not appear in the Versity phone UI.

When a phone is managed on a provisioning network, an administrator usually configures a phone's enterprise Wi-Fi settings using an EMM. If the EMM is unable to configure the enterprise connection, it can instead be configured in this section of the Device Settings app. (This method should only be used if configuration using the EMM is not working properly.) (X1-5295, X1-5448)

### SAM Client

#### Error message for failed connection

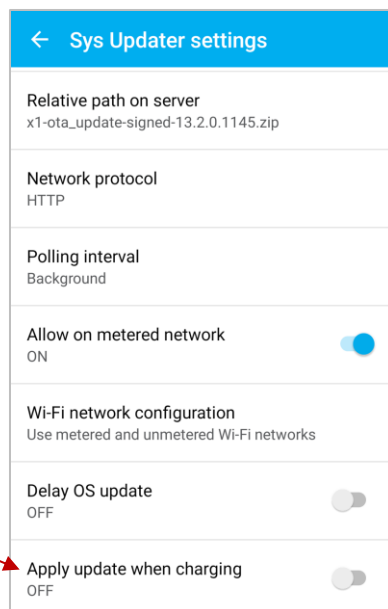
The SAM Client will now trigger an error message if it attempts to send a heartbeat and is unable to connect to the SAM server. (X1-5594)



## Sys Updater

### Apply update when charging

When this setting is enabled, if a phone is charging and a software update is available, a notification will appear on the screen displaying a 30-second countdown. If the user does not cancel the operation during the countdown, the phone will reboot and apply the update. This setting is disabled by default. (APPS-5686, X1-5451)



### Admin Tip **Are you using a Cisco 3504 Wireless Controller?**

Protected Management Frames (PMF) do not work with 97 Series phones on the Cisco 3504 Wireless Controller and should not be used for any security type. As a result, WPA3 (which requires PMF) also cannot be used with this controller. (X1TM-883, X1-5587)

## Fixed Issues & Minor Enhancements

App	Summary	Key
(general)	The battery meter now displays accurate battery charge levels.	X1TM-500
(general)	A battery hot swap during a Webex video call now works as expected.	X1TM-710
(general)	Placing calls using Android's Contacts app now automatically launches Biz Phone.	X1TM-715
(general)	Open SSID is now visible in the Google Wizard.	X1TM-748
AMIE Agent	Network candidate APs for 97 Series phones running AMIE Agent are now properly displayed in the AMIE UI.	X1-5063
Batt Life	Remaining time to full charge is now correctly reported by the app and on the lock screen.	X1TM-756
Device Settings	The app's time zone settings are now consistent with Android settings.	X1-5090 X1TM-818
VQO	Disabling FT Preferred in the app's Wi-Fi Preferences now performs as expected.	X1-4838

## Known Issues

App	Summary	Key
Device Settings	<p>The <i>Live Caption</i> Quick Settings tile is an Android feature that may be unavailable even if an administrator has enabled it in the app.</p> <p><i>Workaround:</i> Go to Android Settings &gt; Accessibility &gt; Captions &gt; Live Captions &gt; Download to acquire this functionality. See <a href="#">Control external devices</a> on the Android Developers site for more info.</p>	X1-5196 X1-5325
SSO Status	<p>Multiple users badging in with the same login credentials may result in SIP registration problems, including failure of SIP registration for some users or SIP registrations that ring multiple devices at the same time.</p> <p><i>Workaround:</i> Administrators should experiment with their SIP integration to make sure they understand the behaviors of their call server, and should caution users to only log in to one device at a time.</p>	APPS-5884 X1-5445

## Security Updates

Operating System	SMR Support End Date	Applicable Devices	Google Security Patch	Included Fixes
Android 13	December 2026	Versity 9740 Versity 9753	<a href="#">January 2024*</a>	CVE-2023-21651 CVE-2023-28548 CVE-2023-28557 CVE-2023-28558 CVE-2023-28567 CVE-2023-33030 CVE-2023-33040 CVE-2023-33043 CVE-2023-33044 CVE-2023-33062 CVE-2023-43511

\* Includes prior monthly security patches automatically. New security updates are applied every 90 days.

# Chapter 8: Versity 97 Series Software

## R13.1.0.758

These release notes for the Spectralink Versity 97 Series smartphone cover issues affecting the first generally available release of the software, including known issues that may be corrected in future releases.

### Current release information

This release includes these software versions:

- Platform version: 13.1.0.758  
(NOTE: This release bundles the Spectralink apps as part of the platform, so there is not a separate APK bundle and SIG file.)
- SAM version: Spectralink recommends using SAM 1.9.1 or later.



#### Admin Tip

***The default screen timeout on 97 Series phones is 30 minutes, to aid with the initial deployment. This should be changed after deployment!***

Because a long screen timeout has a negative impact on battery life, Spectralink recommends that administrators modify the default “Screen Timeout” value in Device Settings from “User Controlled” to a value that works well for their organizations. (X1-4097)



#### Admin Tip

***IPv6 must be enabled***

Android 13 requires that IPv6 remain enabled. Even without support for IPv6 and DHCPv6 in the environment, the device will continue to operate normally on IPv4. (X1-4012)

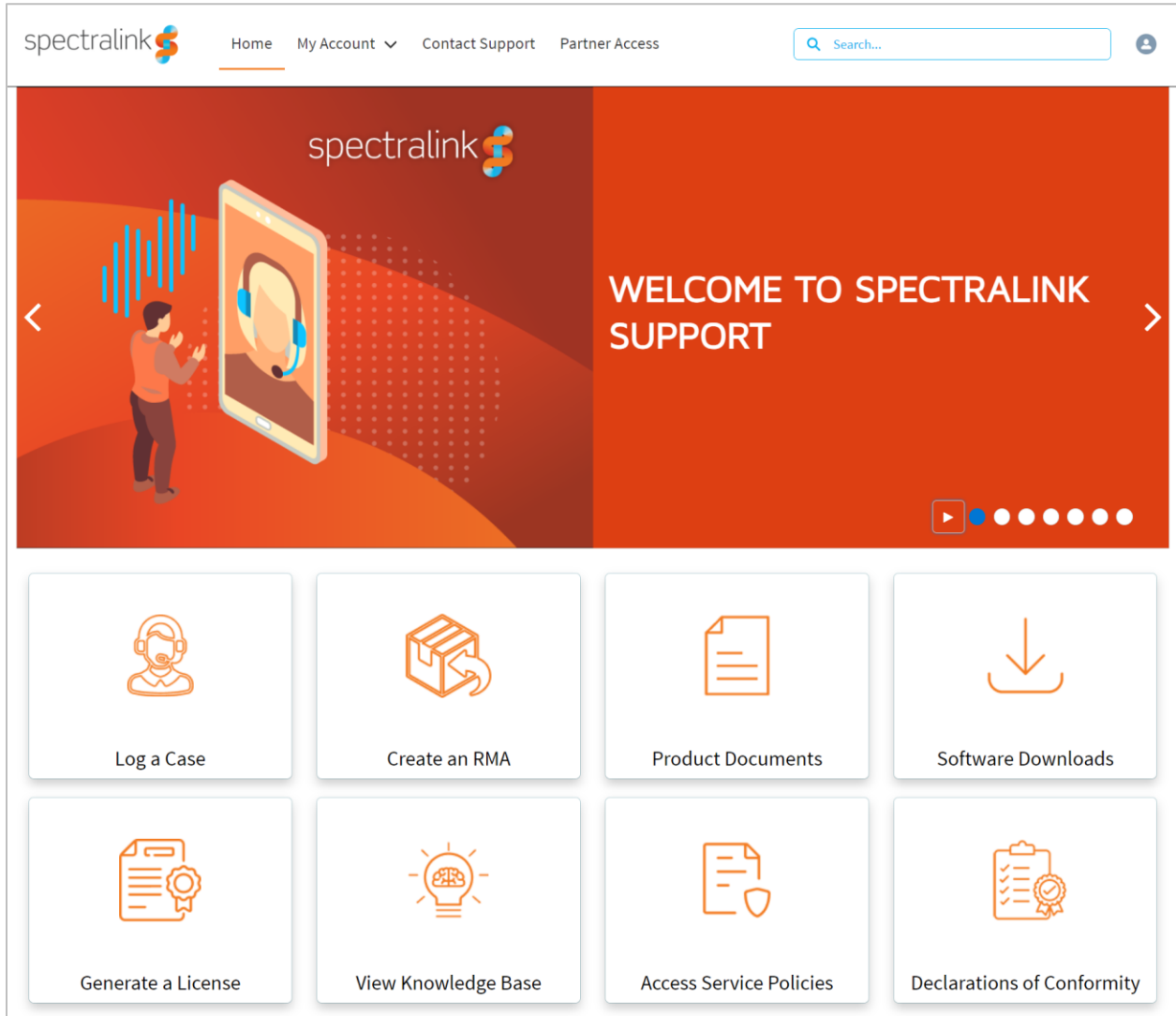
## Known Issues

App	Summary	Key
(device)	Battery life in standby mode is not optimized.	
(device)	Battery calibration is not always accurate at low battery levels, which may result in the phone shutting down even though the battery meter shows available charge.	X1TM-500
(device)	If a battery hot swap is attempted during a Webex video call the phone may power off. <i>Workaround:</i> Disable video before attempting a hot swap.	X1TM-710

<i>App</i>	<i>Summary</i>	<i>Key</i>
(device)	Sometimes when trying to place a call using Android's Contacts app the user will be prompted to select whether to use Biz Phone or Android's phone app to complete the call. Because 97 Series phones are Wi-Fi only, Android's phone app is not installed on the device. <i>Workaround:</i> If prompted to select an app when placing a call, select Biz Phone.	X1TM-715
(device)	Open SSID may not be visible in the Google Wizard (this was observed on a Cisco 9800 controller). <i>Workaround:</i> Manually configure the SSID.	X1TM-748
(device)	If you're using a USB headset and perform a battery hot swap during a phone call, the call audio will switch to the phone speaker.	X1TM-759
AMIE Agent	Network candidate APs are not shown in the AMIE UI for 97 Series devices running the 13.1 AMIE Agent app.	X1-5063
Batt Life	In some cases when charging the battery the remaining time required to reach full charge is inaccurately reported on the lock screen and in the app.	X1TM-756
VQO	If SAE and FT + SAE are enabled in your Wi-Fi infrastructure, but FT Preferred is disabled in VQO's Wi-Fi Preferences, in some cases the phone will connect using FT + SAE instead of just SAE.	X1-4838

# Appendix A: Spectralink References

All Spectralink documents are available at <https://spectralink.my.site.com>.



## Specific Documents

[Spectralink Versity software and support documents](#) on the Spectralink support site.

*(For BETA support contact your Spectralink support representative)*

[Spectralink SAM software and support documents](#) on the Spectralink support site.

*(For BETA support contact your Spectralink support representative)*

**Release Notes** accompany every software release and provide the new and changed features and resolved issues in the latest version of the software. Please review these for the most current information about your software.

*Spectralink Versity Deployment Guide* provides a high-level overview of the deployment process for Spectralink Versity smartphones. This includes the interface with an EMM, the method for getting Versity connected to the wireless LAN, and the interface with the Spectralink Application Management (SAM) server.

*Spectralink Applications Management Guide* The Spectralink Applications Management (SAM) Administration Guide provides information about every setting and option for the Spectralink applications that are available to the administrator on the SAM server. Time-saving shortcuts, troubleshooting tips and other important maintenance instructions are also found in this document.

The *Spectralink Applications Administration Guide* describes each Spectralink app and lists each parameter configured for each app. [not yet released]

The *Spectralink Versity User Guide* offers comprehensive instructions for using each of the Spectralink Applications deployed on the handsets.

For information on LTE technology and carrier interoperability, see the *Spectralink Versity Smartphone LTE Carrier Interoperability Guide*

For information on IP PBX and soft switch vendors, see the *Spectralink Call Server Interoperability Guide*.

Technical Bulletins and Feature Descriptions explain workarounds to existing issues and provide expanded descriptions and examples.

AP Configuration Guides explain how to correctly configure access points and WLAN controllers (if applicable) and identify the optimal settings that support Spectralink Versity smartphone. You can find them on the *VIEW Certified* webpage.

## White Papers

Spectralink White Papers are available at <https://www.spectralink.com/ebooks/>.

For details on RF deployment please see [The Challenges of Ensuring Excellent Voice Quality in a Wi-Fi Workplace and Deploying Enterprise-Grade Wi-Fi Telephony](#).

These White Papers identify issues and solutions based on Spectralink's extensive experience in enterprise-class Wi-Fi telephony. They provide recommendations for ensuring that a network environment is adequately optimized for use with Spectralink devices.

# Appendix B: Products Mentioned in this Document

Android, Google, Google Play and other marks are trademarks of Google LLC

\*\*\*\*\*END OF DOCUMENT\*\*\*\*\*